

# Spirit Mesh



Linee raffinate e sinuose evocano le sensuali calle di Robert Mapplethorpe e disegnano una silhouette classica ma moderna, destinata a rimanere nel tempo.

Refined and sinuous lines evoke the sensual Calla lilies by Robert Mapplethorpe and produce a classical yet modern silhouette, destined to last over time.

made in Italy | patented design





cromo lucido  
polished chrome  
CR



cromo satinato  
satin chrome  
CS



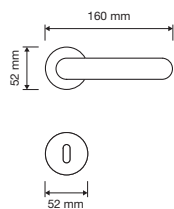
oro zecchino  
gold plated  
OZ



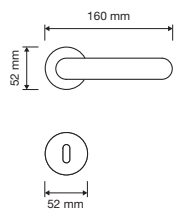
patiné  
patiné mat  
PM



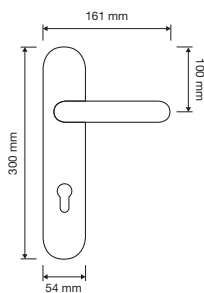
1451 RB 023



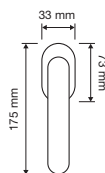
1451 RB 025



1453 PL



1451 SK



1451 MN 300

